

**Portfolio Snapshot**

As of 5/31/2023

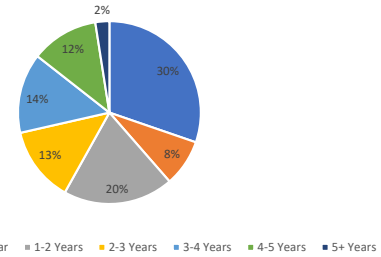
May	
KCIP Rate	3.174%
LGIP Rate	5.151%
Gross Earnings	\$ 446,289.42
Pool Average Daily Balance	\$ 165,535,211.74

12 Month Average	
KCIP Rate	2.1703%
LGIP Rate	3.5014%
Gross Earnings	\$ 234,683.06
Ave Daily Cash Balancing	\$ 134,504,806.60

Portfolio Breakdown by Time to Maturity		
Time to Maturity	Par Value	Percentage Value
LGIP (Cash)	\$ 48,894,639.39	30%
2023 Up to 1 Year	\$ 13,420,000.00	8%
2024 1-2 Years	\$ 31,535,000.00	20%
2025 2-3 Years	\$ 21,550,000.00	13%
2026 3-4 Years	\$ 22,836,000.00	14%
2027 4-5 Years	\$ 19,295,000.00	12%
2028 5+ Years	\$ 4,000,000.00	2%
<b>Total</b>	<b>\$ 161,530,639.39</b>	<b>100%</b>

Weighted Average Maturity (Assuming No Calls) (years)  
2.185

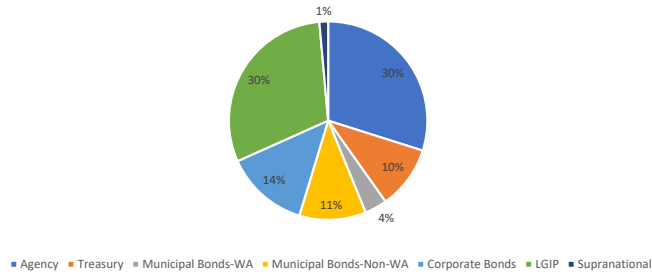
Portfolio Breakdown by Time to Maturity



Portfolio Breakdown by Type

Type	Par Value	Percentage Value	Allowed per Policy
Agency	\$ 48,275,000.00	30%	100%
Treasury	\$ 16,636,000.00	10%	100%
Municipal Bonds-WA	\$ 5,885,000.00	4%	20%
Municipal Bonds-Non-WA	\$ 17,545,000.00	11%	15%
Corporate Bonds	\$ 22,000,000.00	14%	20%
LGIP	\$ 48,894,639.39	30%	100%
Supranational	\$ 2,295,000.00	1%	20%
<b>Total</b>	<b>\$ 161,530,639.39</b>	<b>100%</b>	
Total minus LGIP	\$ 112,636,000.00		
<b>Portfolio Status</b>	Compliant with Current Policy		

Portfolio Breakdown by Type



May Investment Activity

LGIP Increase/Decrease	\$ (2,100,000.00)
Securities Purchased (PAR)	\$ 11,295,000.00
Securities Matured (PAR)	\$ 2,225,000.00
Coupon Payment Received	\$ 199,729.76

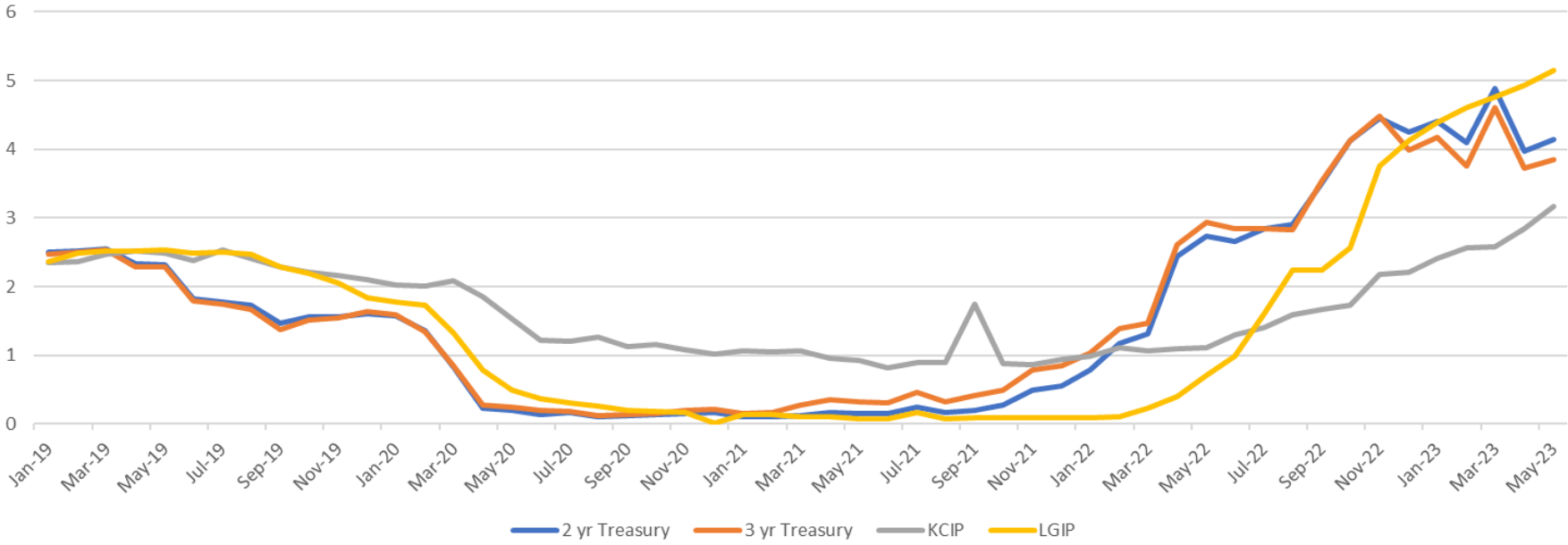
Pool Operating Expense

Cost	\$ 12,611.16
Basis Points	0.0914210%

May Fair Value Report

Book Value	\$ 159,595,147.30	Fair Value Multiplier 0.974811
Market Value	\$ 155,575,027.28	
<b>Unrealized Gain/(Loss)</b>	<b>\$ (4,020,120.02)</b>	

KCIP Historical Rates Vs. Benchmark



**Kittitas Co Investment Pool  
Portfolio Management  
Portfolio Details - Investments  
May 31, 2023**

CUSIP	Investment #	Issuer	Average Balance	Purchase Date	Par Value	Market Value	Book Value	Stated Rate	YTM 360	YTM 365	Days to Maturity	Maturity Date
<b>Washington State LGIP</b>												
10190	10029a	Washington State LGIP			48,894,639.39	48,894,639.39	48,894,639.39	4.932	4.864	4.932	1	
10190	10029b	Washington State LGIP		09/04/2019	0.00	0.00	0.00	3.918	3.865	3.918	1	
<b>Subtotal and Average</b>			<b>57,939,800.68</b>		<b>48,894,639.39</b>	<b>48,894,639.39</b>	<b>48,894,639.39</b>		<b>4.864</b>	<b>4.932</b>	<b>1</b>	
<b>Money Market Accounts</b>												
62761499169	10030	Washington Federal			0.00	0.00	0.00	0.100	0.099	0.100	1	
<b>Subtotal and Average</b>			<b>0.00</b>		<b>0.00</b>	<b>0.00</b>	<b>0.00</b>		<b>0.000</b>	<b>0.000</b>	<b>0</b>	
<b>Corporate Notes</b>												
91159HHG8	10101	US Bancorp		10/15/2019	1,000,000.00	984,639.30	1,011,338.96	3.700	1.853	1.879	243	01/30/2024
594918BX1	10147	Microsoft Corp		11/20/2020	2,500,000.00	2,465,028.30	2,539,641.89	2.875	0.395	0.400	250	02/06/2024
166764BT6	10142	CHEVRON CORP		08/31/2020	2,000,000.00	1,967,555.60	2,033,928.87	2.895	0.507	0.514	276	03/03/2024
931142DP5	10103	Walmart Inc		10/17/2019	1,000,000.00	985,712.25	1,011,694.28	3.300	1.824	1.849	326	04/22/2024
037833CU2	10097	Apple Inc		09/18/2019	1,000,000.00	976,338.00	1,006,837.80	2.850	2.032	2.060	345	05/11/2024
89114QCA4	10113	Toronto-Dominion Bank		11/18/2019	1,000,000.00	969,897.74	1,005,127.20	2.650	2.096	2.125	377	06/12/2024
78013XZU5	10094	Royal Bank of Canada		08/19/2019	1,000,000.00	968,266.50	1,004,568.00	2.550	2.091	2.120	411	07/16/2024
06406RAL1	10115	Bank of New York Mellon Corp		12/05/2019	1,000,000.00	956,192.65	1,002,573.62	2.100	1.880	1.906	511	10/24/2024
78015K7C2	10123	Royal Bank of Canada		02/03/2020	1,000,000.00	956,301.14	1,006,324.24	2.250	1.758	1.782	519	11/01/2024
90331HPL1	10121	US Bank NA Cincinnati		01/23/2020	1,000,000.00	944,190.91	1,001,597.59	2.050	1.915	1.942	568	12/20/2024
023135BQ8	10207	Amazon.com Incorporated		04/08/2021	1,000,000.00	927,308.26	1,001,931.77	0.800	0.690	0.700	733	06/03/2025
740189AM7	10140	Precision Castpart Corp		07/02/2020	500,000.00	484,431.91	523,378.70	3.250	0.774	0.785	745	06/15/2025
478160BY9	10220	Johnson & Johnson		10/25/2021	2,000,000.00	1,901,214.94	2,068,985.17	2.450	1.144	1.160	1,004	03/01/2026
14913R2K2	10206	Caterpillar Financial Services		03/19/2021	2,000,000.00	1,804,975.74	1,989,308.54	0.900	1.085	1.100	1,005	03/02/2026
30231GBD3	10221	Exxon Mobil Corporation		11/01/2021	3,000,000.00	2,812,901.16	3,089,473.33	2.275	1.295	1.313	1,172	08/16/2026
037833DN7	10217	Apple Inc		09/24/2021	1,000,000.00	930,494.15	1,032,837.94	2.050	1.006	1.020	1,198	09/11/2026
<b>Subtotal and Average</b>			<b>22,338,455.95</b>		<b>22,000,000.00</b>	<b>21,035,448.55</b>	<b>22,329,547.90</b>		<b>1.265</b>	<b>1.282</b>	<b>653</b>	
<b>Federal Agency Coupon Securities</b>												
3133ENJ68	10241	Federal Farm Credit Bank		09/07/2022	1,000,000.00	992,027.86	999,224.58	3.250	3.519	3.568	92	09/01/2023
3130A3DL5	10226	Federal Home Loan Bank		05/12/2022	1,500,000.00	1,486,925.90	1,500,291.92	2.375	2.269	2.300	99	09/08/2023
3130AAHE1	10235	Federal Home Loan Bank		07/05/2022	3,000,000.00	2,951,810.25	2,992,415.02	2.500	2.959	3.000	190	12/08/2023
3130AT7D3	10242	Federal Home Loan Bank		09/07/2022	2,000,000.00	1,978,659.02	1,998,812.49	3.500	3.565	3.615	190	12/08/2023
3130AB3H7	10083	Federal Home Loan Bank		05/06/2019	1,000,000.00	977,050.64	1,000,395.62	2.375	2.288	2.320	281	03/08/2024
31422BGA2	10109	Federal Agricultural Mtg Corp		11/12/2019	1,000,000.00	969,535.46	1,003,342.46	2.150	1.779	1.804	370	06/05/2024
3135G0V75	10106	Federal National Mtg Assn		11/12/2019	1,000,000.00	965,089.13	999,852.50	1.750	1.740	1.764	397	07/02/2024

Portfolio INVT  
AP  
PM (PRF\_PM2) 7.3.0

**Kittitas Co Investment Pool  
Portfolio Management  
Portfolio Details - Investments  
May 31, 2023**

CUSIP	Investment #	Issuer	Average Balance	Purchase Date	Par Value	Market Value	Book Value	Stated Rate	YTM 360	YTM 365	Days to Maturity	Maturity Date
<b>Federal Agency Coupon Securities</b>												
3133EKP75	10102	Federal Farm Credit Bank		10/17/2019	1,000,000.00	957,207.60	999,379.19	1.600	1.627	1.650	474	09/17/2024
3133ENZ37	10248	Federal Farm Credit Bank		11/10/2022	2,000,000.00	1,999,731.52	2,004,778.98	4.875	4.655	4.720	589	01/10/2025
3135G05X7	10200	Federal National Mtg Assn		02/19/2021	2,000,000.00	1,825,756.08	1,995,805.95	0.375	0.464	0.470	816	08/25/2025
3137EAEX3	10144	Federal Home Loan Mtg Corp		11/19/2020	2,500,000.00	2,277,296.03	2,495,718.35	0.375	0.444	0.450	845	09/23/2025
3130AQUT8	10251	Federal Home Loan Bank		12/08/2022	1,000,000.00	915,318.50	926,804.20	2.010	4.123	4.180	1,357	02/17/2027
3130AL5A8	10259	Federal Home Loan Bank		03/14/2023	2,000,000.00	1,763,590.42	1,781,296.98	0.875	4.017	4.073	1,366	02/26/2027
3130AJLR8	10258	Federal Home Loan Bank		03/13/2023	1,000,000.00	875,676.00	890,781.08	0.875	3.968	4.023	1,384	03/16/2027
3133EPCG8	10257	Federal Farm Credit Bank		03/01/2023	1,000,000.00	1,004,291.01	996,616.00	4.125	4.152	4.210	1,644	12/01/2027
3133EPLD5	10268	Federal Farm Credit Bank		05/30/2023	2,000,000.00	1,995,950.82	1,985,168.24	3.875	3.985	4.040	1,825	05/30/2028
<b>Subtotal and Average</b>			<b>22,708,746.20</b>		<b>25,000,000.00</b>	<b>23,935,916.24</b>	<b>24,570,683.56</b>		<b>2.778</b>	<b>2.817</b>	<b>725</b>	
<b>Treasury Coupon Securities</b>												
91282CBA8	10219	U.S. Treasury		09/24/2021	1,000,000.00	972,226.56	999,381.34	0.125	0.237	0.240	197	12/15/2023
912828D56	10227	U.S. Treasury		06/01/2022	1,000,000.00	968,828.12	1,003,805.09	2.375	2.342	2.374	441	08/15/2024
91282CDS7	10254	U.S. Treasury		02/16/2023	1,000,000.00	943,632.81	946,184.79	1.125	4.561	4.624	594	01/15/2025
91282CAB7	10210	U.S. Treasury		05/13/2021	1,000,000.00	914,960.94	993,157.85	0.250	0.562	0.570	791	07/31/2025
912828M56	10224	U.S. Treasury		04/12/2022	2,000,000.00	1,904,687.50	1,976,746.38	2.250	2.712	2.750	898	11/15/2025
91282CBH3	10209	U.S. Treasury		05/13/2021	1,000,000.00	903,906.25	991,472.14	0.375	0.691	0.700	975	01/31/2026
9128287B0	10213	U.S. Treasury		06/09/2021	2,500,000.00	2,340,332.03	2,585,646.49	1.875	0.730	0.740	1,125	06/30/2026
91282CCP4	10218	U.S. Treasury		09/24/2021	1,000,000.00	897,695.31	994,574.44	0.625	0.789	0.800	1,156	07/31/2026
912828U24	10255	U.S. Treasury		02/16/2023	1,000,000.00	933,867.19	930,538.69	2.000	4.135	4.192	1,263	11/15/2026
91282CDK4	10223	U.S. Treasury		01/31/2022	1,000,000.00	912,148.44	991,587.95	1.250	1.479	1.500	1,278	11/30/2026
<b>Subtotal and Average</b>			<b>12,411,317.00</b>		<b>12,500,000.00</b>	<b>11,692,285.15</b>	<b>12,413,095.16</b>		<b>1.732</b>	<b>1.756</b>	<b>905</b>	
<b>Treasury Discounts -Amortizing</b>												
912833LY4	10204	U.S. Treasury		02/19/2021	2,056,000.00	1,839,547.53	2,025,262.85	0.560	0.560	0.568	990	02/15/2026
912833LZ1	10208	U.S. Treasury		05/13/2021	2,080,000.00	1,843,842.15	2,031,312.50		0.810	0.821	1,079	05/15/2026
<b>Subtotal and Average</b>			<b>4,055,432.79</b>		<b>4,136,000.00</b>	<b>3,683,389.68</b>	<b>4,056,575.35</b>		<b>0.685</b>	<b>0.695</b>	<b>1,035</b>	
<b>Federal Agency Callables</b>												
3135G06E8	10145	Federal National Mtg Assn		11/19/2020	2,500,000.00	2,334,156.13	2,500,000.00	0.420	0.414	0.420	536	11/18/2024
3134GXXM1	10246	Federal Home Loan Mtg Corp		10/26/2022	1,275,000.00	1,238,623.47	1,247,649.41	3.250	4.627	4.691	578	12/30/2024
3134GW5R3	10225	Federal Home Loan Mtg Corp		04/12/2022	1,000,000.00	908,017.93	950,227.07	0.650	2.800	2.839	879	10/27/2025
3133EMFR8	10146	Federal Farm Credit Bank		11/19/2020	2,500,000.00	2,269,095.28	2,500,000.00	0.540	0.533	0.540	886	11/03/2025
3130ANED8	10256	Federal Home Loan Bank		02/21/2023	1,000,000.00	896,322.25	898,706.67	1.000	4.438	4.500	1,152	07/27/2026

**Kittitas Co Investment Pool  
Portfolio Management  
Portfolio Details - Investments  
May 31, 2023**

CUSIP	Investment #	Issuer	Average Balance	Purchase Date	Par Value	Market Value	Book Value	Stated Rate	YTM 360	YTM 365	Days to Maturity	Maturity Date
<b>Federal Agency Callables</b>												
3130ALHB3	10250	Federal Home Loan Bank		11/22/2022	1,000,000.00	886,586.33	888,147.30	1.125	4.335	4.396	1,384	03/16/2027
3130AMGY2	10266	Federal Home Loan Bank		05/15/2023	3,000,000.00	2,677,226.04	2,732,862.69	1.250	3.627	3.677	1,453	05/24/2027
3130ASF46	10262	Federal Home Loan Bank		03/28/2023	2,000,000.00	1,936,213.92	1,965,365.35	3.500	3.910	3.964	1,490	06/30/2027
3136G4X99	10260	Federal National Mtg Assn		03/24/2023	2,000,000.00	1,726,808.10	1,761,403.48	0.740	3.778	3.830	1,546	08/25/2027
3133EL6N9	10253	Federal Farm Credit Bank		01/05/2023	1,000,000.00	865,822.25	872,053.65	0.850	4.123	4.180	1,560	09/08/2027
3133EMAC6	10267	Federal Farm Credit Bank		05/22/2023	1,000,000.00	861,771.09	869,696.60	0.750	4.026	4.082	1,573	09/21/2027
3134GY2H4	10247	Federal Home Loan Mtg Corp		11/08/2022	1,000,000.00	989,663.92	1,000,000.00	5.500	5.425	5.500	1,621	11/08/2027
3130ANJX9	10263	Federal Home Loan Bank		05/05/2023	1,000,000.00	868,334.89	891,447.59	1.010	3.609	3.659	1,639	11/26/2027
3130AKGV2	10264	Federal Home Loan Bank		05/05/2023	1,000,000.00	865,220.57	887,849.94	0.900	3.577	3.627	1,644	12/01/2027
3134GWH9	10265	Federal Home Loan Mtg Corp		05/05/2023	2,000,000.00	1,727,622.22	1,785,509.85	1.000	3.452	3.500	1,716	02/11/2028
<b>Subtotal and Average</b>			<b>19,456,438.62</b>		<b>23,275,000.00</b>	<b>21,051,484.39</b>	<b>21,750,919.60</b>		<b>3.125</b>	<b>3.168</b>	<b>1,257</b>	
<b>SUPRA National</b>												
4581X0CF3	10143	INTER-AMERICAN DEV BK		11/10/2020	1,000,000.00	982,520.23	1,019,538.53	3.000	0.238	0.242	265	02/21/2024
45818QAD1	10269	INTER-AMERICAN DEV BK		05/30/2023	1,295,000.00	1,401,039.02	1,418,497.34	6.750	4.147	4.204	1,505	07/15/2027
<b>Subtotal and Average</b>			<b>1,112,108.98</b>		<b>2,295,000.00</b>	<b>2,383,559.25</b>	<b>2,438,035.87</b>		<b>2.512</b>	<b>2.547</b>	<b>986</b>	
<b>Miscellaneous Coupon Securities -3</b>												
NEWKITTITAS18	10065	Kittitas School District		07/25/2018	39,249.77	39,249.77	39,249.77	3.750	3.699	3.751	183	12/01/2023
<b>Subtotal and Average</b>			<b>39,249.77</b>		<b>39,249.77</b>	<b>39,249.77</b>	<b>39,249.77</b>		<b>3.699</b>	<b>3.751</b>	<b>183</b>	
<b>Municipal Discounts</b>												
487694TM3	10231	Keller Tx ISD		06/01/2022	1,000,000.00	918,230.00	953,150.25	2.699	2.869	2.908	625	02/15/2025
20772KFJ3	10133	Connecticut St TXBL GO		03/02/2020	2,000,000.00	1,830,500.00	1,934,195.78	1.814	1.940	1.967	653	03/15/2025
<b>Subtotal and Average</b>			<b>2,884,710.06</b>		<b>3,000,000.00</b>	<b>2,748,730.00</b>	<b>2,887,346.03</b>		<b>2.247</b>	<b>2.278</b>	<b>644</b>	
<b>Municipal Bonds</b>												
686053BR9	10093	OR School Boards TxbI B Pen		08/16/2019	750,000.00	749,895.00	752,146.92	5.490	1.769	1.794	29	06/30/2023
717813XT1	10126	Philadelphia PA GO Unlimtd Txb		02/07/2020	1,305,000.00	1,298,331.45	1,305,543.59	1.952	1.578	1.600	44	07/15/2023
56781RGQ4	10100	MARIN CA CMTY CLG DIST GO		09/27/2019	1,000,000.00	995,420.00	1,001,544.22	2.766	1.777	1.802	61	08/01/2023
13063DDG0	10078	California St GO UNLT TXBL		04/08/2019	750,000.00	741,757.50	749,316.96	2.250	2.505	2.540	122	10/01/2023
64966QEF3	10105	New York NY GO		10/22/2019	1,000,000.00	987,290.00	1,000,031.29	1.740	0.000	0.000	122	10/01/2023
492244ET1	10117	Kern CA Cmnty Clg Dist Co		12/13/2019	115,000.00	113,446.35	115,066.38	2.071	1.900	1.926	153	11/01/2023
236866JA8	10111	Danville VA GO Unlimtd TxbI Ref		11/14/2019	540,000.00	531,327.60	544,632.24	3.200	1.973	2.000	274	03/01/2024
899593MG9	10090	Tulsa County		06/07/2019	2,000,000.00	1,945,520.00	2,009,443.48	2.600	2.071	2.100	366	06/01/2024

**Kittitas Co Investment Pool  
Portfolio Management  
Portfolio Details - Investments  
May 31, 2023**

CUSIP	Investment #	Issuer	Average Balance	Purchase Date	Par Value	Market Value	Book Value	Stated Rate	YTM 360	YTM 365	Days to Maturity	Maturity Date
<b>Municipal Bonds</b>												
795168LW1	10216	SALINE CNTY KS UNIF SCH DIST		05/25/2021	1,000,000.00	943,460.00	1,001,982.14	0.600	0.434	0.440	458	09/01/2024
0873477E4	10128	Bethlehem PA GO Unltd Txbl		02/12/2020	1,325,000.00	1,272,450.50	1,334,480.93	2.281	0.000	0.000	488	10/01/2024
492244EU8	10116	Kern CA Cmnty Clg Dist Co		12/13/2019	660,000.00	632,874.00	661,993.18	2.191	1.939	1.966	519	11/01/2024
683489ZC5	10119	Opelika AL GO Muni Bond		12/19/2019	1,665,000.00	1,598,017.05	1,668,475.12	2.236	0.000	0.000	519	11/01/2024
154686LG2	10118	Central OH SW Authority GO Bon		12/19/2019	210,000.00	201,417.30	210,747.73	2.150	1.874	1.900	549	12/01/2024
733722LQ3	10134	Port Camas-Washougal WA GO		03/03/2020	635,000.00	604,545.40	635,817.10	1.800	1.687	1.710	549	12/01/2024
833102ZJ8	10243	Snohomish County PUD		09/08/2022	1,000,000.00	936,360.00	959,313.37	0.710	3.503	3.551	549	12/01/2024
605581HL4	10114	STATE OF MISSISSIPPI GO TXBL		12/02/2019	225,000.00	217,984.50	228,514.65	2.987	1.865	1.891	549	12/01/2024
769059A30	10124	Riverside CA Unif SD GO		02/03/2020	1,000,000.00	953,230.00	1,007,488.32	2.272	1.775	1.800	611	02/01/2025
49474FF62	10249	King County WA		11/17/2022	765,000.00	705,636.00	707,169.78	1.250	4.458	4.520	914	12/01/2025
49474FF62	10252	King County WA		12/08/2022	285,000.00	262,884.00	263,043.31	1.250	4.519	4.582	914	12/01/2025
739133GW0	10215	POWELL OH GO TXBL REF		06/10/2021	1,000,000.00	939,030.00	1,033,206.70	2.000	0.641	0.650	914	12/01/2025
735389YX0	10245	PORT OF SEATTLE WA		09/12/2022	1,000,000.00	954,520.00	977,628.34	3.071	3.847	3.900	1,065	05/01/2026
495242Q44	10238	KING COUNTY WA S/D		08/01/2022	2,200,000.00	1,930,346.00	2,047,468.92	0.806	2.889	2.930	1,279	12/01/2026
<b>Subtotal and Average</b>			<b>20,765,163.23</b>		<b>20,430,000.00</b>	<b>19,515,742.65</b>	<b>20,215,054.67</b>		<b>1.778</b>	<b>1.803</b>	<b>534</b>	
<b>Total and Average</b>			<b>163,711,423.28</b>		<b>161,569,889.16</b>	<b>154,980,445.07</b>	<b>159,595,147.30</b>		<b>2.978</b>	<b>3.019</b>	<b>566</b>	

**Kittitas Co Investment Pool  
Portfolio Management  
Portfolio Details - Cash  
May 31, 2023**

CUSIP	Investment #	Issuer	Average Balance	Purchase Date	Par Value	Market Value	Book Value	Stated Rate	YTM 360	YTM 365	Days to Maturity
<b>Average Balance</b>			<b>0.00</b>	Accrued Interest at Purchase		65,737.05	65,737.05				<b>0</b>
				Subtotal		65,737.05	65,737.05				
<b>Total Cash and Investments</b>			<b>163,711,423.28</b>		<b>161,569,889.16</b>	<b>155,046,182.12</b>	<b>159,660,884.35</b>		<b>2.978</b>	<b>3.019</b>	<b>566</b>